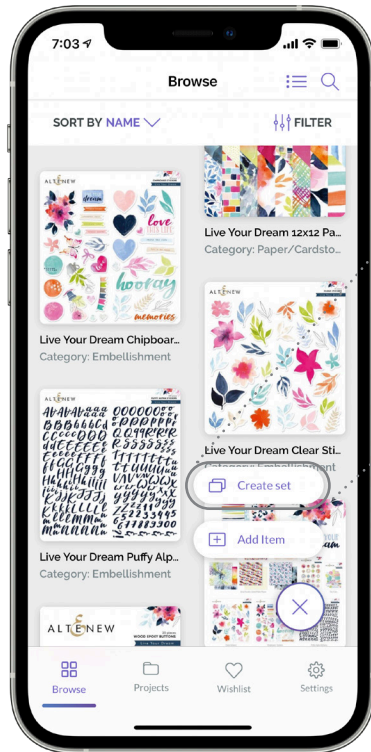
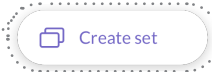


Creating Sets

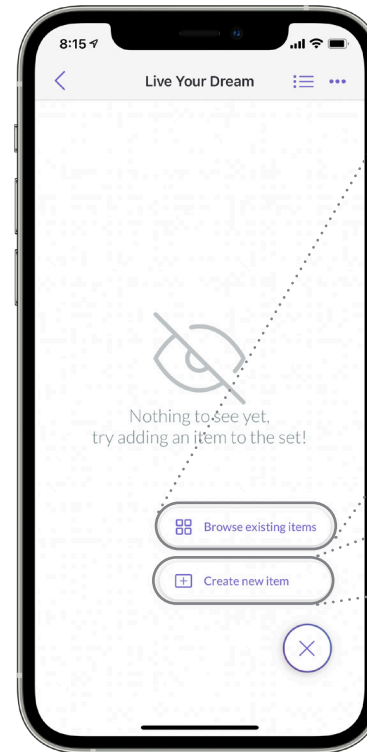


Create Set

Click on **+** then
and enter the
Set name



Tip: Rather than create a Set for a Manufacturer, populate the Manufacturer field for the item and use the Filter instead



Adding an existing Item

Use the Search and Filter options to find an existing item to add



Create new Item

If the Item doesn't exist, just add it directly to the Set (see Add Item options)



Tip: Try using a tag instead of a Set to further refine the product Category; then Search on the tag with the Category Filter

Need more help?

- We have [How-to-Videos](#)
- Join our FB group [CML Insiders](#)
- Check our [Support Page](#) for more Tips & Tricks, Barcode Catalog content, and known app issues



Tip: You can also add an Item to a Set by editing the Item and selecting an existing Set or creating a new one